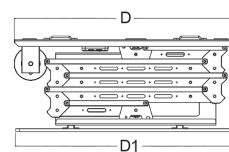
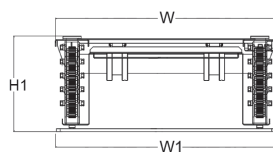

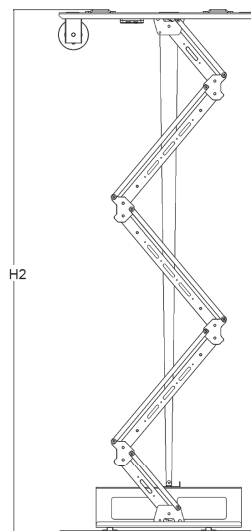


PROJECTOR MOTORIZED MOUNT (ALUMINIUM)

LG-EPM200



Lift Closed View



Lift Opened View

Features

- Mount extension is upto 200cms.
- The product is made up of Aluminium.
- High quality motorization.
- Quiet and smooth operation.
- Maximum weight capacity is 40kg.
- Colours Available : Silver

Specification

Description	Executive Motorized Projector Lift dual arm 200 Cms.
Ceiling depth	Min. 320 mm
Max Load	40 Kg
Motor	Tubular Motor
Type	Double arm folding structure
Power Supply	110V or 220V
Width (W)	730 mm
Depth (D)	730 mm
Bottom Plate Width (W1)	725 mm
Bottom Plate Depth (D1)	725 mm
Lift Size Closed (H1)	315.5 mm
Lift Size Opened (H2)	1910 mm
Suggested Projector Size (WxHxD)	<500x240x600 mm
Control System	RF/RS232/RS485
Product Weight	51 Kg
Shipping Weight	56 Kg
Shipping Dimension (LxWxH)	820x810x440 mm